










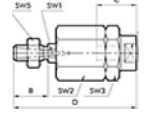




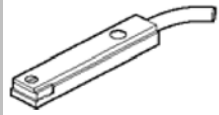




	BRIDA		PIE		OSC. TRASERA HEMBRA		OSC. TRASERA MACHO		OSC. TRAS C/ROT		CONTRACHARNELA		CONTRACHARNELA		OSC. CENTRAL		BASE OSC. CEN.	
																		
32	C-032	0	A-032	0	B-032	0	BA-032	0	BAS-032	0	GS-032	0	GL-032	0	EN-032	0	EN-032	0
40	C-040	0	A-040	0	B-040	0	BA-040	0	BAS-040	0	GS-040	0	GL-040	0	EN-040	0	EN-040	0
50	C-050	0	A-050	0	B-050	0	BA-050	0	BAS-050	0	GS-050	0	GL-050	0	EN-050	0	EN-050	0
63	C-063	0	A-063	0	B-063	0	BA-063	0	BAS-063	0	GS-063	0	GL-063	0	EN-063	0	EN-063	0
80	C-080	0	A-080	0	B-080	0	BA-080	0	BAS-080	0	GS-080	0	GL-080	0	EN-080	0	EN-080	0
100	C-100	0	A-100	0	B-100	0	BA-100	0	BAS-100	0	GS-100	0	GL-100	0	EN-100	0	EN-100	0
125	C-125	0	A-125	0	B-125	0	BA-125	0	BAS-125	0			GL-125	0	EN-125	0	EN-125	0
160	C-160	0	A-160	0	B-160	0	BA-160	0					GL-160	0				
200	C-200	0	A-200	0	B-200	0	BA-200	0										

	HORQUILLA		ROTULA		ROTULA AUTO-ALINEANTE		TUERCA EJE	
								
32	GK-M 025/32	0	GA-M 025/32	0	GA-K-032	0	S 025/32	0
40	GK-M 040	0	GA-M 040	0	GA-K-040	0	S 040	0
50/63	GK-M 050/63	0	GA-M-50/63	0	GA-K-050 / 063	0	S 050/63	0
80/100	GK-M 080/100	0	GA-M-80/100	0	GA-K-080 / 100	0	S 080/100	0
125	GK-M 125	0	GA-M-125	0			S 125	0
160	GK-M 160/200	0	GA-M-160	0			S-160/200	0

S. Actual
 S. Comprometido
 S. Por Llegar

	OSC. CENTRAL "A"		BASE OSC. CEN.	
	0			0
	0			0
	0			0
	0			0
	0			0
	0			0
	0			0

	BASE SENSOR		SENSOR ISO		SENSOR SERIA A		SENSOR SERIE CC	
								
32/40	DST-32/40	0	REED M8	0	PNP	0	PNP	0
50/63	DST-50/63	0	REED CABLE	0	PNP M8	0	PNP M8	0
80/125	DST-80/100/125	0	PNP	0	REED	0	REED	0
160	DST-160	0	NPN	0	REED M8	0	REED M8	0
200	DST-200	0						

	BANDELLA		INSERTO ROSCADO	
				
	0		T-M3	0
			T-M4	0